

*Kansas City, Kansas Public Schools*

**District Continuous Improvement Plan**

**Quarterly Report**

1st Quarter – 2014/15



*Inspiring*  
**EXCELLENCE**

Every Grownup,  
Every Child, Every  
Day.

[www.kekps.org](http://www.kekps.org)

**LEARN STUDY EXPLORE EVOLVE GROW**

## **District Continuous Improvement Plan**

### **2014-2015: 1<sup>st</sup> Quarter Report**

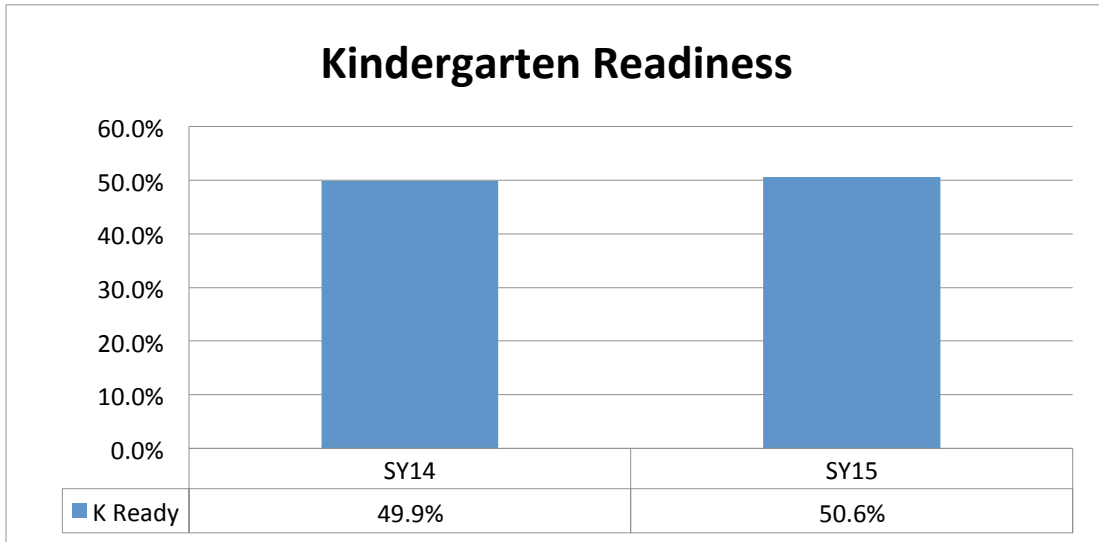
The goal of the Kansas City, Kansas Public Schools is that each student will exit high school prepared for college and careers in a global society, and at every level, performance is on-track and on-time for success. To reach this goal, the district has developed rigorous targets for improvement at each grade level. Staff work to support students in reaching their individual goals, and to help each school to meet its specific targets.

The specific targets for school and district performance are contained in the District Continuous Improvement Plan (DCIP). The DCIP contains targets at each grade level for reading, math and science; targets for completing classes that are important for college and career readiness; targets for important benchmark tests for college readiness (EXPLORE, PLAN, and ACT); and targets reaching milestones on the path to college readiness, including completing internships, college-level classes and graduation.

The work of the district is built on a foundation of continuous improvement, and rests on the belief that when meaningful targets are set, on-going training is provided and progress is monitored, continuous improvement will result. The district will report out on data on a quarterly basis, and use that information to make adjustments to the work.

## ENTER KINDERGARTEN READY

- Preschool students enter school **Kindergarten-ready**



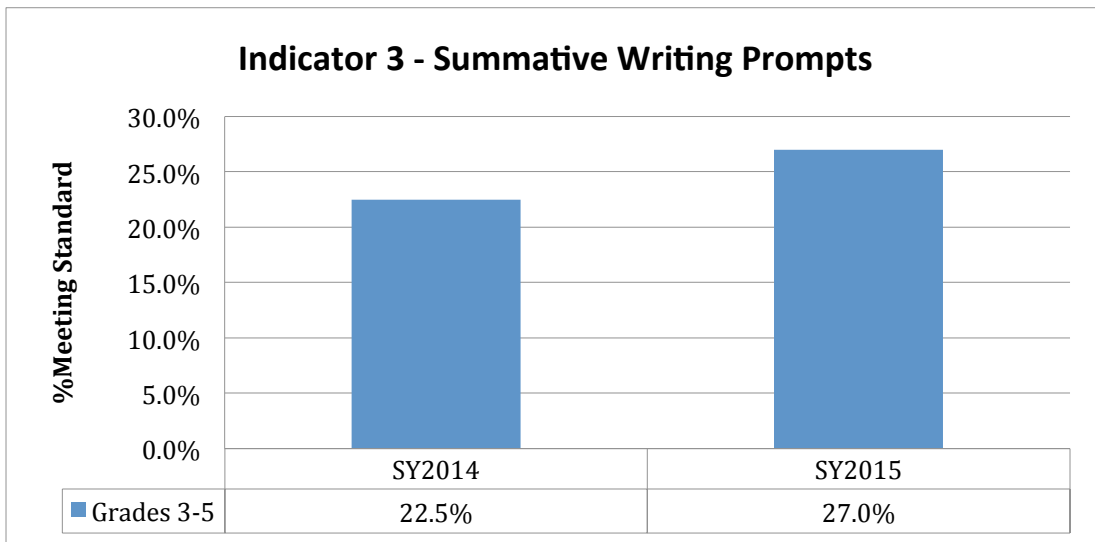
## STRONG LITERACY

### ELEMENTARY

- Students in grades K – 5 meet the **benchmark** on the spring Fountas & Pinnell **reading** assessment to be considered “on-track and on-time”

No data available for  
  
2014/15

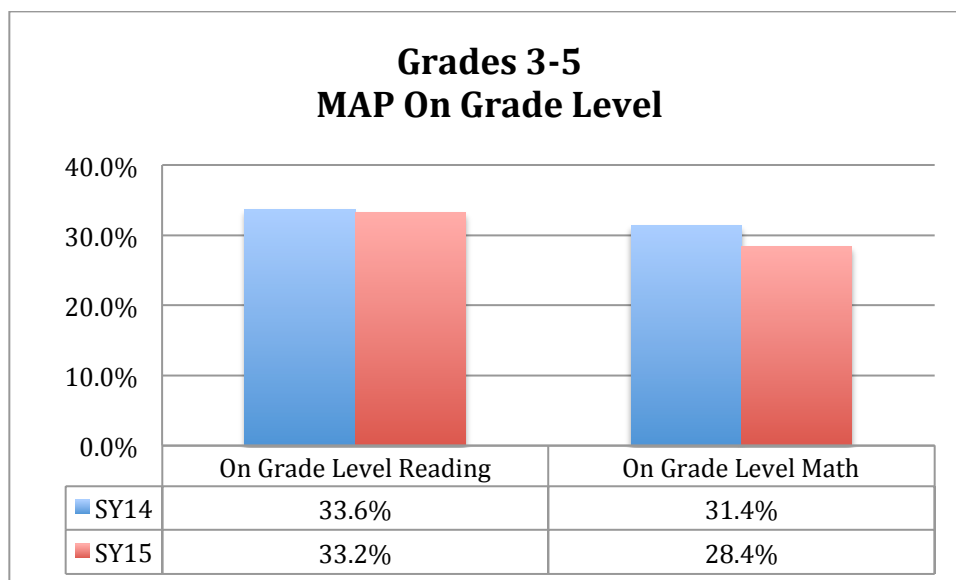
- All students in 3<sup>rd</sup>, 4<sup>th</sup>, and 5<sup>th</sup> grades “**achieve standard**” in **writing**, across the disciplines, on the “Summative Assessments” cross-content writing rubric.




## **SOLID ACADEMIC SKILLS**

### ELEMENTARY

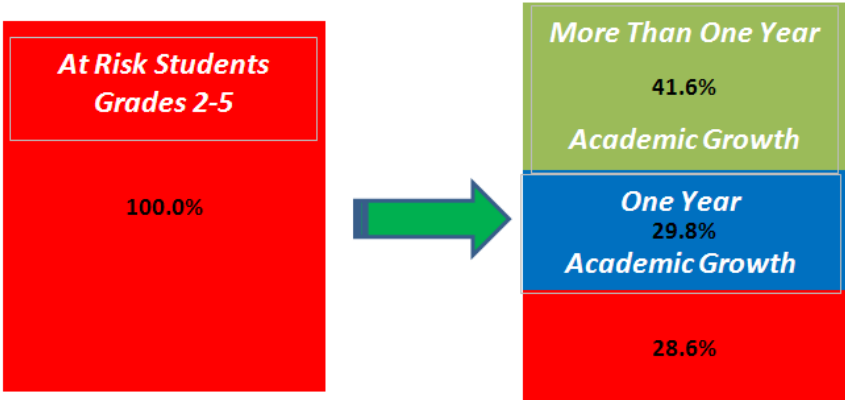
Target: 65% of all students in grades K thru 5 achieve “grade level” targets established in Reading, Mathematics, and Science as demonstrated by performance on the “Measures of Academic Progress”



Target: 22.5% of students in grades K – 5 will meet the benchmark on the spring NWEA MAP Reading, Mathematics, and Science (4<sup>th</sup> grade) test to be considered “on-track and on-time” for college readiness



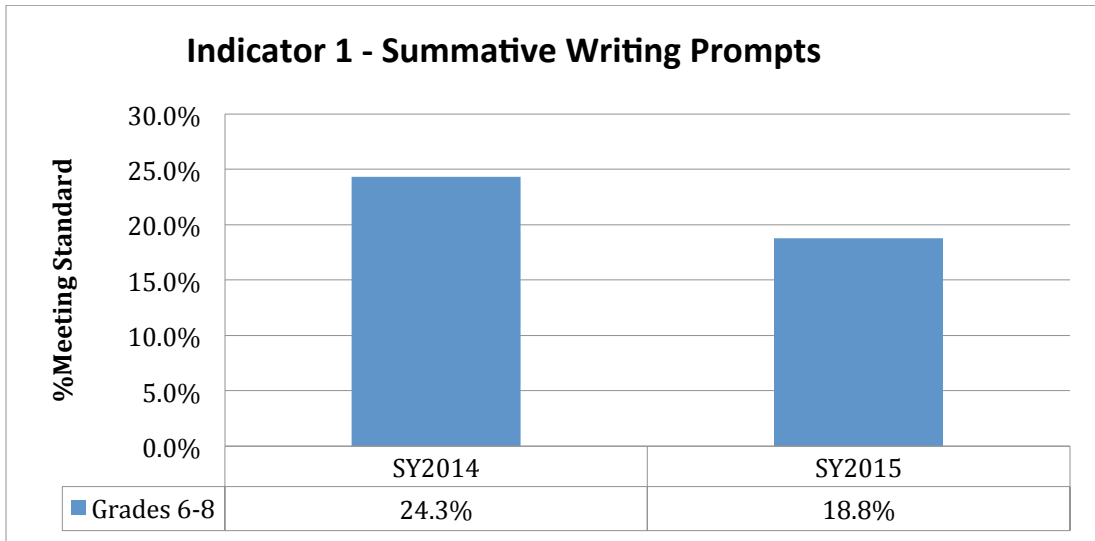
- Over 70% of students that were at-risk in reading in Fall of 2013 achieved one year or more of growth in one year of instruction, with 41.6% of all at-risk students from Fall 2013 making **more** than one year of growth in one year of instruction.



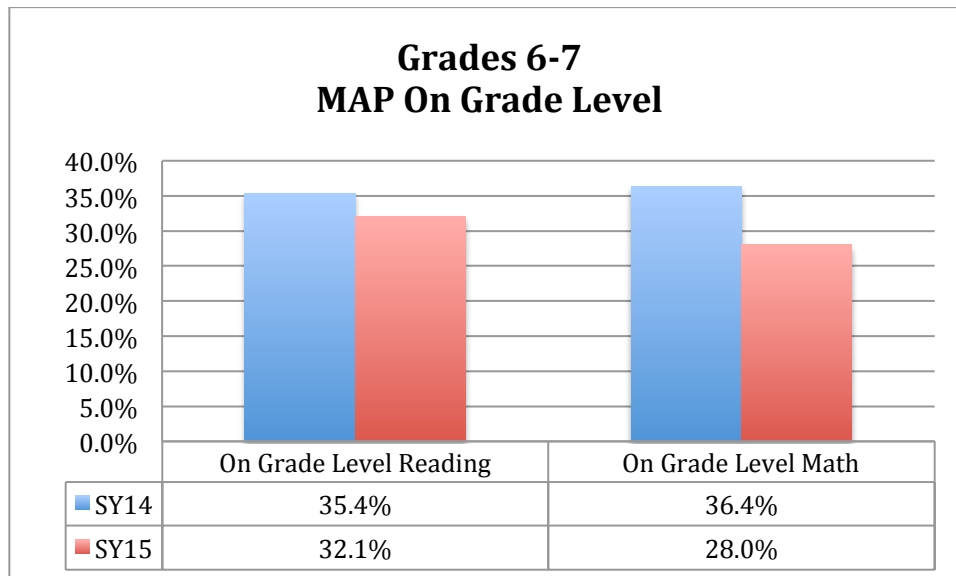
## MIDDLE SCHOOL

### STRONG LITERACY

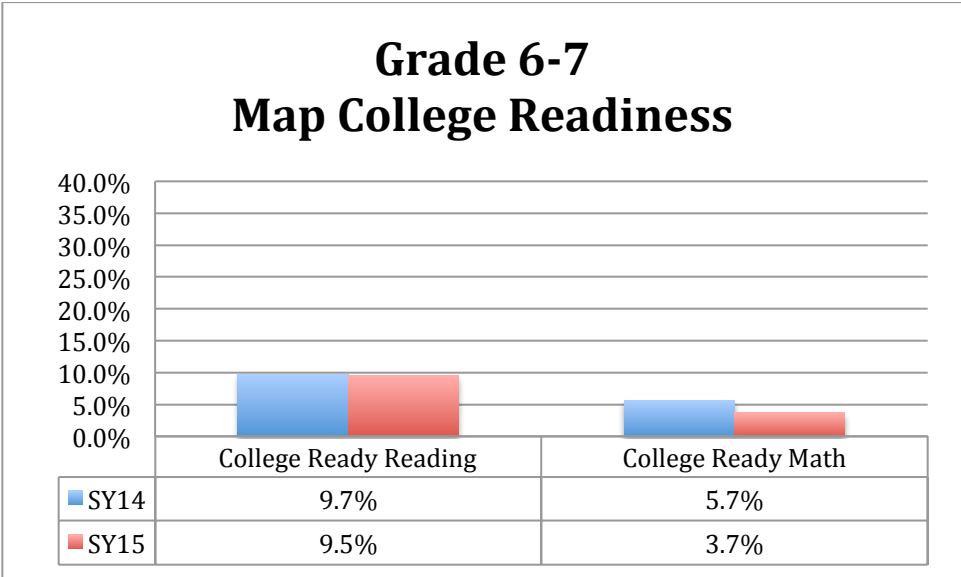
- All students in 6<sup>th</sup>, 7<sup>th</sup>, and 8<sup>th</sup> grades **“achieve standard” in writing, across the disciplines,** on the “Summative Assessments” cross-content writing rubric.



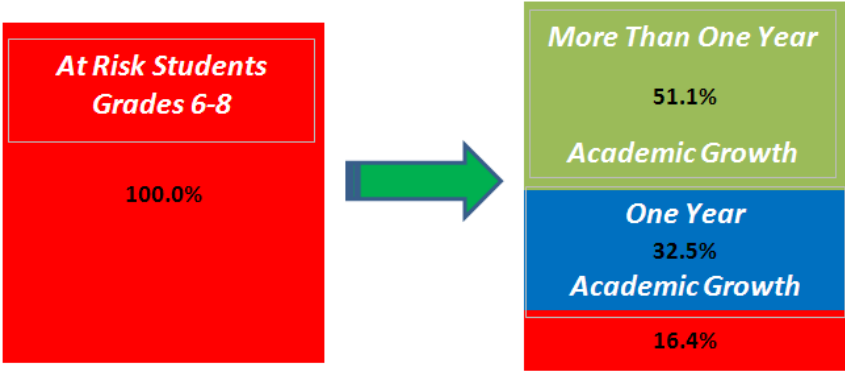
Target: 65% of all students in grades 6 and 7 achieve “grade level” targets established in Reading and Mathematics, and Science as demonstrated by performance on the “Measures of Academic Progress” (NWEA MAP) Fall and Spring.



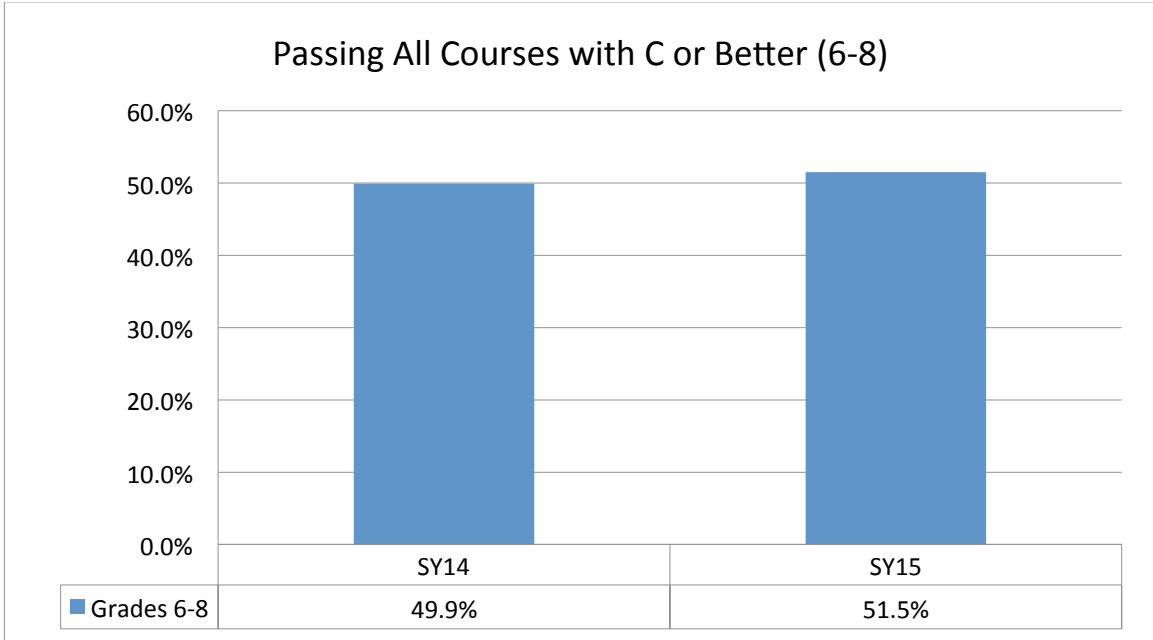
Target: 22.5% of students in grades 6 and 7 will meet the benchmark on the spring NWEA MAP Reading, Mathematics, and Science (7<sup>th</sup> grade) test to be considered “on-track and on-time” for college readiness [On-track to succeed in college or technical careers]



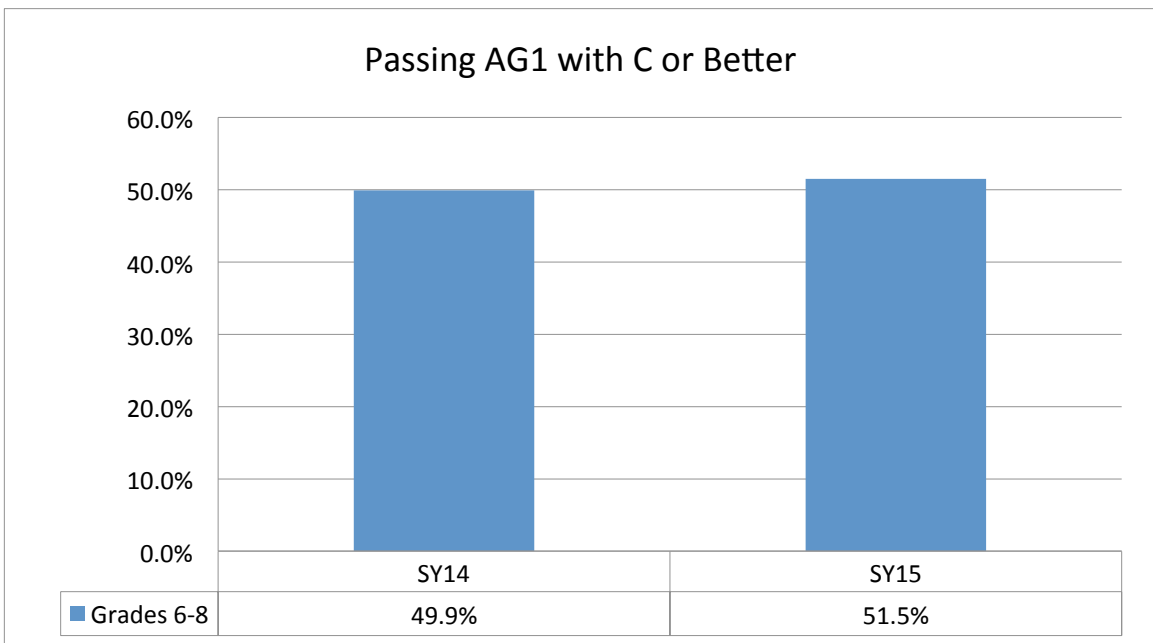
- Over 80% of students that were at-risk in reading in Fall of 2013 achieved one year or more of growth in one year of instruction, with over half (51.1%) of all at-risk students from Fall 2013 making **more** than one year of growth in one year of instruction.



Target: 70% of middle school students are **passing** with a letter grade of "C" all classes (core and elective courses)



Target: 80% of all 8<sup>th</sup> grade students successfully complete **Algebra/Geometry-1**

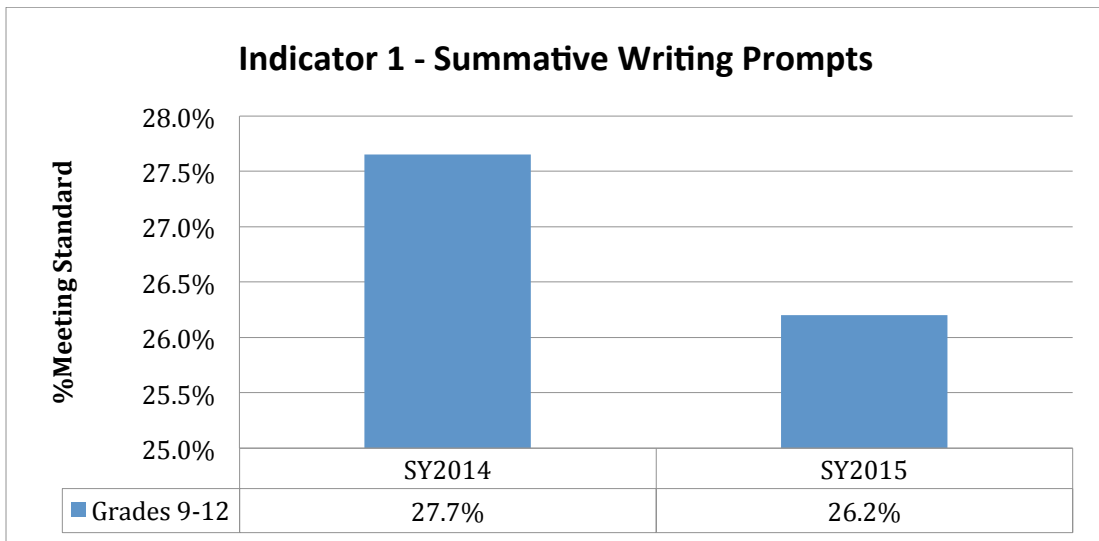




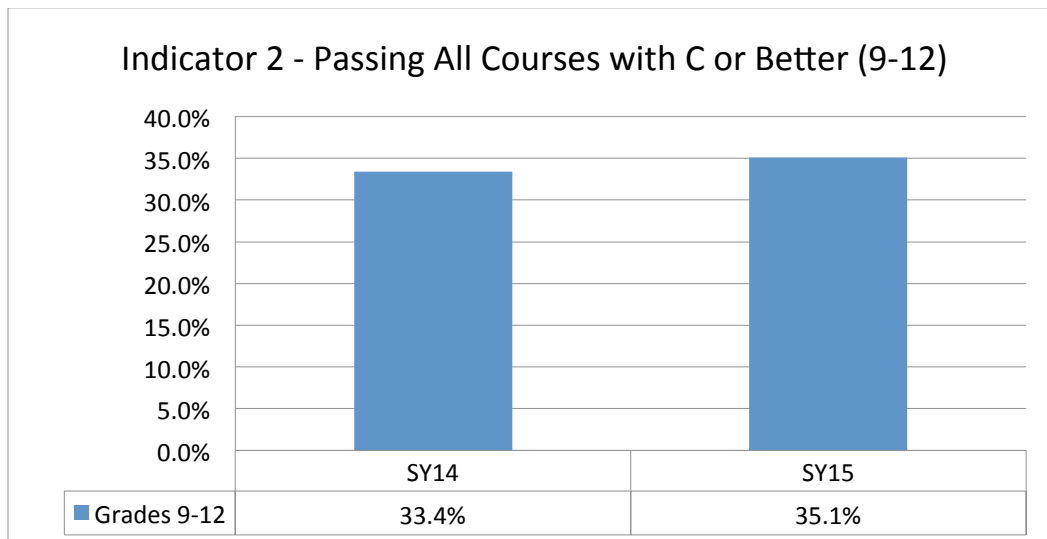
## HIGH SCHOOL

### STRONG LITERACY

- All students in 9<sup>th</sup>, 10<sup>th</sup>, 11<sup>th</sup> and 12<sup>th</sup> grades “**achieve standard**” in writing, across the disciplines, on the “Summative Assessments” cross-content writing rubric.



Target: **70% of students** are passing with a letter grade of “C” all classes (core and elective courses)



## **COLLEGE AND CAREER READINESS**

Target: **80% of all students graduate obtaining at least one of the following:**

- a. College Course(s), (Advanced Placement, dual or concurrent)
- b. Complete an Industry (Technical) Certificate or Credential including "WorkKeys"  
National Employment Certificate
- c. Successfully complete an Internship

a. College classes

### **2013**

| <b>School</b> | <b>Number of Classes</b> | <b>Number of Hours</b> |
|---------------|--------------------------|------------------------|
| Harmon        | 59                       | 224                    |
| Schlagle      | 86                       | 214                    |
| Sumner        | 93                       | 343                    |
| Washington    | 113                      | 381                    |
| Wyandotte     | 118                      | 398                    |
| <b>Total</b>  | <b>469</b>               | <b>1,560</b>           |

### **2014**

| <b>School</b> | <b>Number of Classes</b> | <b>Number of Hours</b> |
|---------------|--------------------------|------------------------|
| Harmon        | 71                       | 192                    |
| Schlagle      | 87                       | 229                    |
| Sumner        | 41                       | 193                    |
| Washington    | 156                      | 552                    |
| Wyandotte     | 80                       | 258                    |
| <b>Total</b>  | <b>435</b>               | <b>1,424</b>           |

b. TEC Enrollment

